

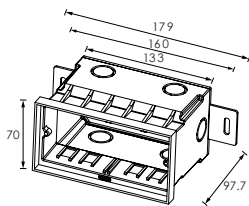
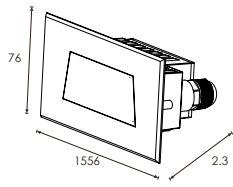


Diffused Beam Recessed Wall Light TALIS



Hard chromeplated Stainless steel 316
12# Die-casting grey powder coated aluminum
T=60-80um Adhesion of ISO class 1/ASTM class 4B

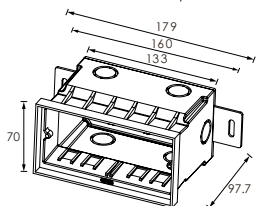
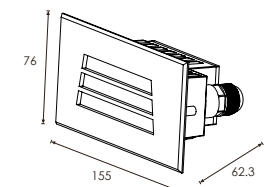
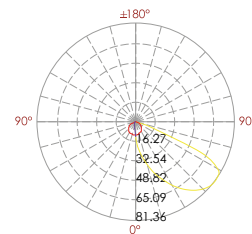


Mounting sleeve 090#

331 122

LED Power	Colour Temp	Luminous
24V - 3,0W	2000K	80 lm
120/240V - 3,9W	3000K	70 lm
	6000K	

LIGHT DISTRIBUTION



Mounting sleeve 090#

331 123

LED Power	Colour Temp	Luminous
24V - 3,0W	2000K	65 lm
120/240V - 3,9W	3000K	56 lm
	6000K	

LIGHT DISTRIBUTION

